

ALBANO 2916075 101002  
WALL 2916075 02 2010  
WALL 2916075 02 2010

WALL 2916075 02 2010  
WALL 2916075 02 2010  
WALL 2916075 02 2010

DAY 2


World Regions/Geography

Map Study  
follow  
directions,  
2 pages  
study the map

Social Studies and ELA

Plan and write a story using your  
neighborhood as the setting








## Social Studies and ELA

Plan and write a story using your neighborhood as the setting.

Make sure to add details that capture the culture of the area.

(examples: what we eat, how we talk, our school, our community, homes, activities such as hunting or four-wheeling.

Use the planner below to organize your story.

|  |   |                                     |
|--|---|-------------------------------------|
| Problem  | Adventure 1 trying to solve the problem | How was the problem finally solved? |
| Setting  |   |                                     |
| Characters   | Adventure 2 trying to solve the problem |                                     |
| <br><br> | Adventure 3 trying to solve the problem | Then what?                          |

---

---

---

---

---

---

---

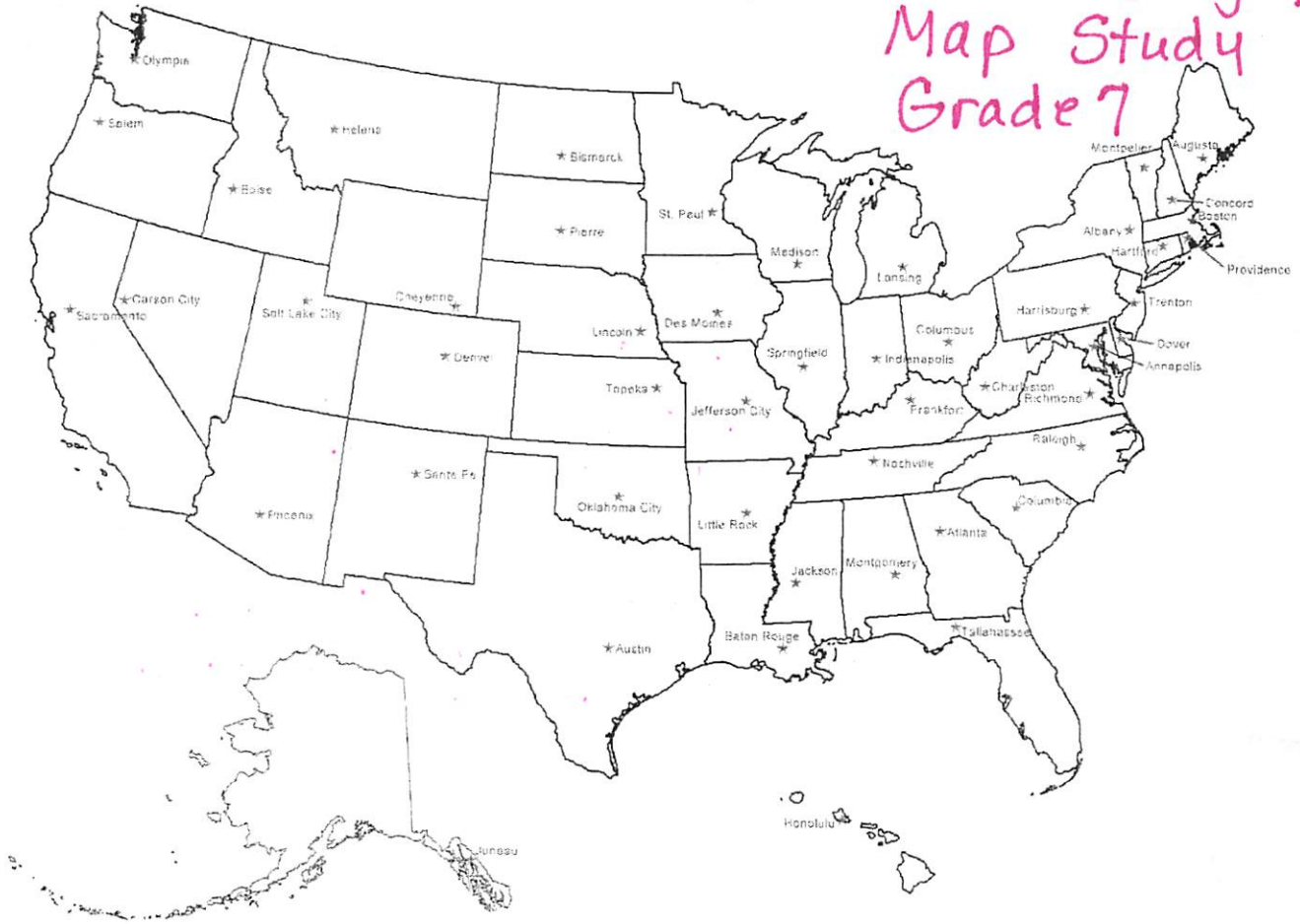
---



1000  
1000  
1000  
1000  
1000

George J  
Web Street  
Dartmouth  
W.I.T.D. Goodrich

# Day 2 NTID Geography Map Study Grade 7



Printable Maps By: [WaterproofPaper.com](http://WaterproofPaper.com)

More Free Printables: [Calendars](#) [Maps](#) [Graph Paper](#) [Targets](#)

Label the states  
use your own  
resources

Smile, we will  
practice again  
if you miss  
one 😊